

CESAB S300 1.2 - 2.0 tonne

Powered Stacker Trucks



Versatility meets performance



CESAB



When the job demands more.

- *Built for heavy-duty pallet handling operations.*
- *Compact design offers exceptional manoeuvrability.*
- *Excellent ergonomics for operators of all sizes.*

The CESAB S300 range brings heavy duty performance to the CESAB range of powered stacker trucks.

Delivering lift heights of up to 6000 mm, a lifting capacity of up to 2000 kg and a maximum speed of up to 10 km/h, the CESAB S300 range is perfectly at home in the most demanding stacking and heavy duty pallet handling operations.

So when the job demands more from your materials handling equipment, the CESAB S300 range delivers.

Innovative power steering as standard

As standard the CESAB S300s have automatic speed reduction when cornering, and this in combination with the power steering helps to prevent strain injuries by providing excellent ergonomics and increasing workplace productivity.

Each operator protection variant includes a tiller arm length which is optimised for superior manoeuvrability.

Adjustable height of the tiller arm's pivot point by the simple push of a button allows tailored settings for operators of different heights.

Handle vibrations have been reduced when operating on an uneven surface, providing improved ergonomics and higher comfort.

Quick and responsive steering at low speed, easy and steady at high speed for safety and productivity.



Consider the job done.

The CESAB S300 range is designed for high intensity stacking and transport in ride-on applications.

A choice of fixed, elevating or straddle support arms allows you to tailor the performance of the truck to the unique demands of your business. Fixed support arms (CESAB S312, S314, S316, S320) for most stacking operations, straddle support arms (S314S) allow for easy handling of closed pallets and other load carriers, while elevating support arms (CESAB S312L, S314L, S316L, S320L) are available for handling on ramps or on uneven surfaces.

The L variants are also designed for double pallet handling and can transport two separate loads; one on the support arms and one on the forks. The CESAB S312L - S320L are available with an optional fork and support arm configuration made especially for double stacking of two EURO pallets.

The CESAB S300 range is available with folding side guards that allow the operator to manoeuvre the truck as a pedestrian in tight spaces. Full fixed side guards or a back rest can also be specified to help achieve a good working environment.

- *Double stacking variants for high productivity.*
- *A choice of guard rails to suit each platform: folding side guards, full fixed side guards, fixed backrest.*



Enhance productivity.

Heavy duty performance is about more than raw power. The CESAB S300 range also offers excellent levels of ergonomics and visibility that ensure the operator is always in control, helping you achieve excellent productivity.

The CESAB S300 range is equipped with masts that provide excellent visibility through and to the sides, including the option of open view masts that offer even better visibility through the mast and forks at all working levels.

The length of the tiller arm of the CESAB S300 range has been optimised to allow excellent visibility and control even when manoeuvring in the tightest spaces. Manoeuvrability can be further enhanced



by flipping up the platform for pedestrian operation where required. The power unit slopes towards the forks, allowing effortless and precise pallet handling at ground level.

The ambidextrous handle is designed to place all the controls within easy reach of the operator, regardless of their hand size. This not only lends the CESAB S300 to excellent productivity, it also contributes to safety by reducing the potential for accidental operation. A safety button mounted on the tip of the handle offers further peace of mind.

The standard Creep Speed facility allows the truck to be operated with the tiller arm in a fully upright position, further enhancing manoeuvrability and operator control when

using the truck as a pedestrian even in the smallest places as found in warehouses or on a lorry.

The CESAB S300 range is equipped with PIN code access, with ten codes available for each of ten different driver profiles. This helps eliminate unauthorised operation of the truck as well as helping to eliminate down time due to lost or broken keys. An easy to read display allows driver parameters to be programmed quickly and easily using the control buttons on the handle. The display also provides information such as battery status, running hours and error codes that allow service engineers to reduce maintenance time.



- *Fixed AC motors help to eliminate moving cables for improved durability.*
- *Built to high quality standards using the renowned TPS* to help ensure quality and durability.*
- *Exceptional durability even in heavy duty operations.*

* Toyota Production System

Attention to the smallest details combine to create a more reliable truck.

Sometimes failure of the smallest or simplest component can lead to lost production and unnecessary costs. The CESAB S300 designers have achieved exceptional reliability by focusing attention on the smallest details to help eliminate potential weaknesses.

CESAB Drive Control System.

The CESAB S300 range's CESAB Drive Control system uses contactless switches, so there are no mechanical contacts to wear out. CAN-bus wiring further enhances reliability and ensures smooth power delivery across the full range of operating speeds, a key benefit when operating in confined spaces.

Quick and easy servicing.

The access covers of the CESAB S300 range are secured with two screws for quick and easy access during servicing. The digital display shows error codes that allow service engineers to quickly identify problems and help ensure excellent uptime.

Durability you can count on.

Heavy duty performance is matched by heavy duty build quality. The CESAB S300 range is built using the renowned TPS* to help ensure high standards of quality every time. This extends from the manufacture of individual components to final assembly.

The CESAB S300 range employs a fixed AC motor which doesn't rotate when turning the tiller arm. This reduction in the number of moving parts results in a further increase in reliability and up-time.

Durability of the CESAB S300 range is further enhanced by a design that has reduced the number of components through the use of the CAN technology based CESAB Drive Control system. So not only do you benefit from smoother

power that allows for more accurate pallet handling, you also benefit from reduced maintenance times and excellent uptime.

Up-time is further enhanced by the modular design of the CESAB S300 range. CESAB's designers have simplified multiple systems that are common to other trucks within the range. This not only means quicker routine servicing it also means that in the unlikely event of a breakdown there is little chance of there being a delay waiting for specialist parts. The enhanced reliability of the CESAB S300 range is matched by new levels of durability thanks to the use of impact resistant and flexible panels.

- *Extensive use of Teflon® coated composite bushings delivers longer working life.*
- *Engineered using the latest welding and powder painting technologies to reduce environmental impact.*

Tailor the specification to the needs of your business

Available options include:

- Full fixed side guards or fixed backrest.
- Load backrest as well as an overhead guard.
- Wide chassis for increased residual capacity.
- A range of battery sizes including sideways battery change for quick and easy turnaround between shifts.
- Optional power supply to allow mounting of powered third-party equipment such as a PC.
- A range of platform versions including flip-up and stay down versions, standard and coldstore models.



High productivity from day one.

- High horizontal and vertical performance.
- A choice of masts with lift heights up to 6000 mm.
- Travel speed up to 10 km/h.
- CESAB Traction Control system for optimised drive wheel grip.
- Innovative power steering with height adjustable tiller arm as standard.


The heavy duty performance of the CESAB S300 range translates directly into high productivity in high intensity applications. A top travel speed of 10 km/h is complemented by high lifting and lowering speeds, all achieved with complete control due to the smooth operation provided by the CESAB Drive Control system.

The CESAB S300 range is available with a range of masts that offer lift heights of up to 6000 mm. You can choose from Duplex Tele Openview, Duplex free lift and Triplex free lift masts to match the performance to your specific business needs. Whichever mast you choose, CESAB mast technology provides stepless control of lifting and

lowering allowing the operator better control and facilitating quick and easy stacking.

On the move the CESAB Traction Control system automatically adjusts drive wheel pressure depending on the load to maintain excellent traction during movement and braking, helping to eliminate wheel slip.

Heavy duty performance is further enhanced by a battery capacity of up to 500 Ah and the option of sideways battery change for quicker turnaround at the end of a working shift. A choice of chassis widths (790 mm, 850 mm and 950 mm) are also available for increased residual capacity.



Don't take our word for it, try the CESAB S300 range for yourself

So why choose the CESAB S300 range? Quite simply because you're in the business of getting high productivity at all times. To test drive a CESAB S300 for yourself, simply contact your local CESAB dealership and discover how you can raise productivity to new heights.



CESAB S312-S314-S316-S320



CESAB S312L-S314L-S316L-S320L



CESAB S314S

Truck Specifications

	CESAB S312	CESAB S314	CESAB S316	CESAB S320	CESAB S312L	CESAB S314L	CESAB S316L	CESAB S320L	CESAB S314S
Rated capacity [kg]	1200	1400	1600	2000	1200	1400	1600	2000	1400
Support arm lift [kg]	-	-	-	-	2000	2000	2000	2000	-
Max. travel speed with/without rated load [km/h]	6-7.5/6-8	6-9/6-10	6-9/6-10	6/6	6-7.5/6-8	6-9/6-10	6-9/6-10	6/6	6-7.5/6-8
Min. truck length excl. forks, l2 [mm]*	887	951	951	963	935	956	956	979	965
Chassis width [mm]	790	790-950	790-950	850-950	790	790-950	790-950	850-950	790
Max. lift height [mm]	4800	5400	6000	4050	4800	5400	6000	4050	5350
Battery capacity 24V [Ah]	201-500								

* Depends on mast and battery compartment size
 The figures written in this brochure are determined based on our standard testing conditions.
 The figures may vary depending on the specification and condition of the forklift as well as the nature and condition of the operating area.



The data in this brochure was determined based on our standard testing conditions. Operating performance may vary depending on the actual specification and condition of the truck as well as the condition of the operating area. Availability and specifications are determined regionally and are subject to change without notice. Please consult your authorized CESAB dealership for further details. BR_S300_LN_2016 / P&B_S300_V26 - Copyright CESAB Material Handling Europe.

